

BOOK REVIEW

by Mark Maestrone

Plaatfouten en Kenmerken de Olympische Spelen 1928 (“Plate Faults and Characteristics of the Olympic Games 1928”) by Dirk Wolthuis. Paperback in full color, self-published (2010), pp. 143. In Dutch with a brief introduction in English. Price: €29.50. Postage: €10.45 (USA and outside Europe via priority mail); €4.44 (Europe, normal) or €6.16 (Europe, priority). Order from the author via e-mail (evanzeelt@chello.nl) or: Dirk Wolthuis, Clementi-straat 11, NL-1323 BH Almere, Netherlands.

This is certainly one of the most in-depth studies of any set of Olympic stamps I have seen.


Dirk Wolthuis, with the encouragement of Laurentz Jonker, spent 5 years researching and analyzing the plate faults and other characteristics of the eight stamps issued by the Netherlands for the 1928 Amsterdam Olympic Games. Comparing his own extensive collection of specimens with full sheets at the Museum of Communications in the Hague, he was able to identify the plate position of some 750 different stamps.

Why so many plate faults? As explained in the forward, the printer, Enschedé and Sons, had very little time to print the stamps. For example, the 10c runner stamp was approved on 17 March 1928. The first day of issue for the set was fixed for 27 March 1928. As it was necessary to distribute the stamps to post offices at least one week prior to the first day, the printer was in a rush to complete the job.

With no time to spare, corners were cut in the offset printing process. Plates were not checked for damage nor cleaned of ink with any regularity. By using too much or too little ink, the errors, which typically appear as white marks of varying shapes and sizes, might be reduced or even disappear.

Wolthuis presents his information in a very easy-to-understand fashion (see facing page). Each denomination is discussed individually.

The first page shows a model of the 200-stamp sheet indicating the plate positions with faults. On the following pages, the faults are identified by location on the plate. Lastly, enlargements of each plate fault are described and illustrated in detail.



The author provides guidance in valuing the plate faults based on contemporary catalog prices in mint never hinged, mint and used condition. These are listed at the top of each model page.

Even though every fault is described in detail – in Dutch – the excellent full-color enlargements are generally sufficient for purposes of identification. When there is some doubt, especially with very small or multiple faults, it helps to be able to read the one- or two-sentence descriptions. A Dutch dictionary or free online translation service, such as Google, would suffice.

While the information in this book may exceed the level of detail needed by the average Olympic collector, for anyone specializing in the 1928 Olympic Games stamps this is an invaluable reference.

[Thanks to Laurentz Jonker for help with this review.]

216 KOGELSTOTER

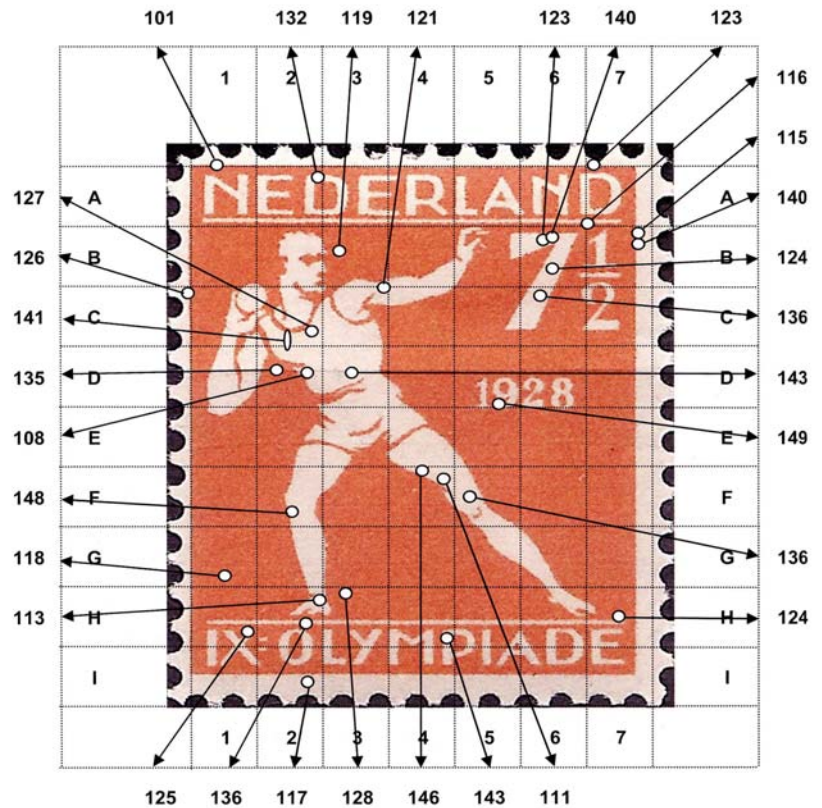
Hieronder ziet u het overzicht van de bekende posities.
 Oplage 7½c kogelstoter 545.599, per positie 2728 zegels.

Cataloguswaarde: 250.- 90.- 55.-
 Poststuk: 80.-

1	2	3	4	5	6	7	8	9	10
11	12	13	14	15	16	17	18	19	20
21	22	23	24	25	26	27	28	29	30
31	32	33	34	35	36	37	38	39	40
41	42	43	44	45	46	47	48	49	50
51	52	53	54	55	56	57	58	59	60
61	62	63	64	65	66	67	68	69	70
71	72	73	74	75	76	77	78	79	80
81	82	83	84	85	86	87	88	89	90
91	92	93	94	95	96	97	98	99	100
101	102	103	104	105	106	107	108	109	110
111	112	113	114	115	116	117	118	119	120
121	122	123	124	125	126	127	128	129	130
131	132	133	134	135	136	137	138	139	140
141	142	143	144	145	146	147	148	149	150
151	152	153	154	155	156	157	158	159	160
161	162	163	164	165	166	167	168	169	170
171	172	173	174	175	176	177	178	179	180
181	182	183	184	185	186	187	188	189	190
191	192	193	194	195	196	197	198	199	200


216 KOGELSTOTER

101 t/m 150



For each denomination, a model (above left) shows the distribution of plate faults on the 200-stamp sheets. Successive pages show the location of plate faults (above right). Each of those faults is then illustrated in detail, with additional descriptions in Dutch (below). For example, follow plate fault 148 from its position on the page to its location on the stamp, and finally to the detailed description and illustration below: "Orange dot under right knee." Sometimes, as in plate position 136, there are multiple faults.

ZEGEL 136



C6
H2



F5

Oranje puntjes in de 7 en boven de rechterknie. Witte lijn boven O van Olympiade onderbroken.

ZEGEL 140



B6 B7

Oranje puntje boven in de 7 en klein oranje krasje in kader ter hoogte van de 1 van 1/2

ZEGEL 148



F2

Oranje punt onder de rechter knie.

ZEGEL 149



D5

Korte onderkant van de 9.